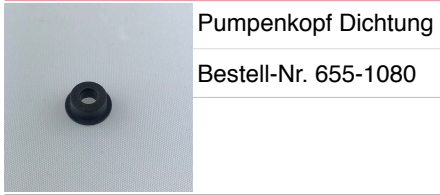


**CARTRIDGE CHECK VALVE**



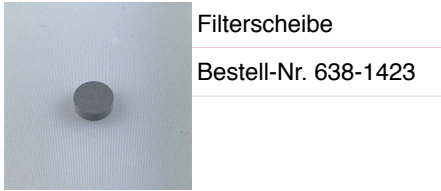
**PUMP SEAL 400 BAR**



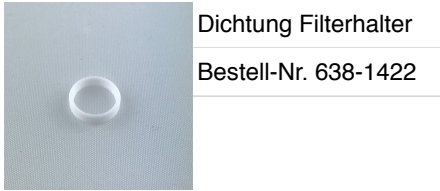
**PUMP SEAL 600 BAR**



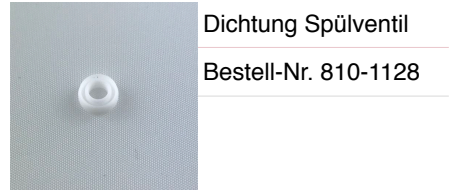
**FILTER PURGE VALVE**



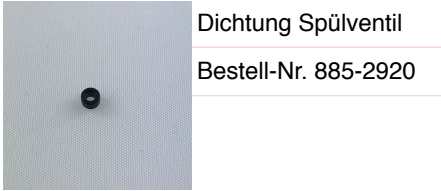
**PACKING FOR SEAL FILTER**



**PACKING PURGE VALVE**



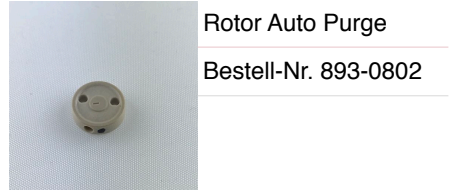
**SEAL PURGE VALVE**



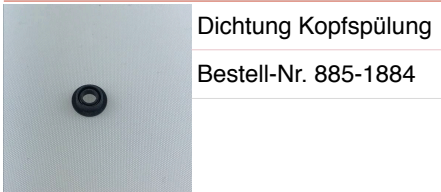
**PACKING FOR DRAIN VALVE**



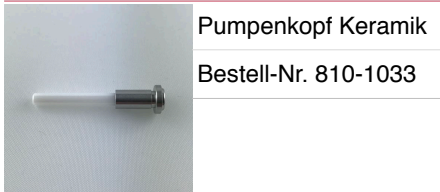
**AUTO PURGE VALVE ROTOR SEAL**




**WASH SEAL**



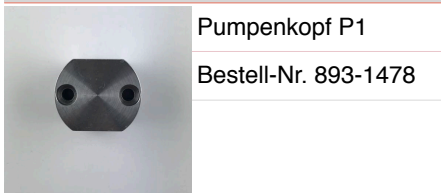
**PLUNGER**



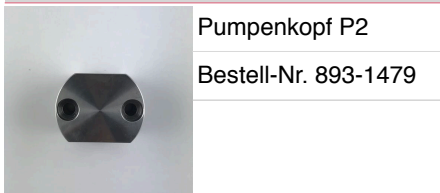
**SOLVENT FILTER**




**PUMP HEAD 1**




**PUMP HEAD 2**



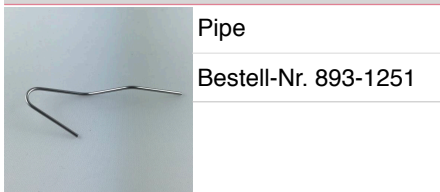
**PIPE 1 PH1 TO PH2**




**PIPE PH2 M SENSOR**



**PIPE M SENSOR MPV**



**PIPE M SENSOR TO APP**



**ERSATZTEIL NAME**

Beschreibung  
 Bestell-Nr.

**ERSATZTEIL NAME**

Beschreibung  
 Bestell-Nr.

**ERSATZTEIL NAME**

Beschreibung  
 Bestell-Nr.